STARR SURPLUS LINES INSURANCE COMPANY

U. S. Insurer - 2015 EVALUATION

Issue Date March-15

Insurer Number: 8013051869 NAIC # 4670-13604
TDI Initial Date **1-Aug-09** AMB # 13977

State of Domicile: **Illinois** Incorporation Date: 23-Jan-09
Location of Main Administrative Offices: **New York, NY** Commenced Business: 9-Feb-09

Parent / Ultimate Parent: **Starr Indemnity & Liability Company/Starr Int'l Company, Inc.** Parent Domicile
Name of Insurance Group: **Starr Group** Texas/Switzerland
A.M. Best's Rating **A** *Stable* www.ambest.com
as of **Mar-15**
Affirmed 20-Oct-14

	2014	2013	2012	2011	2010
Capital & Surplus	97,236,959	90,561,326	76,598,627	52,936,456	49,368,627
Underwriting Gain (Loss)	10,934,504	12,900,245	3,884,351	(4,663,416)	(1,895,853)
Net Income After Tax	9,732,110	10,089,965	5,002,049	(3,046,904)	(690,152)
Cash Flow from Operations	56,685,367	(17,058,675)	20,142,554	10,116,664	14,226,554
Return on Policyholder Surplus	10.5%	14.2%	7.5%	-6.0%	-1.4%
Gross Premium	428,526,845	339,155,395	267,783,813	133,649,467	38,763,560
Net Premium	67,440,368	44,394,305	29,484,483	23,649,994	6,814,377
Gross Premium to Surplus Ratio	441%	375%	350%	252%	-2045%
Net Premium to Surplus Ratio	69%	49%	38%	45%	-987%
Direct Premium Total	400,387,509	304,910,838	244,785,664	124,564,203	38,763,561
Direct Premium in Texas (Sch. T)	57,573,652	50,339,704	39,875,936	23,617,866	9,718,230
% of Direct Premium in Texas	14%	17%	16%	19%	25%
Texas' Rank in writings (Schedule T)	1 of 54	1 of 51	1 of 51	1 of 51	1 of 45
SLSOT Premium Processed	48,054,363	41,160,362	25,122,425	17,662,273	8,793,993
Rank among all Texas S/L Insurers	24	30	39	43	67
Combined Ratio	80%	61%	86%	132%	166%
IRIS Ratios Outside Usual Range	4	2	0	4	2

	2014	2013	2012
Gross Prem./Surplus	441%	375%	350%
Net Prem/Surplus	69%	49%	38%
Change - Net Premium	**52%**	**51%**	25%
Surplus Aid Ratio	**15%**	13%	8%
2 Yr. Operating Ratio	63%	62%	86%
Investment Yield	**3.0%**	3.2%	3.6%
Surplus Change (Gross)	7%	18%	45%
Surplus Change (Net)	7%	18%	7%
Liab. to Liquid Assets	91%	**128%**	62%
Agents Bal. to Surplus	**48%**	30%	35%
Reserve Development			
1Year Devl / Surplus	5%	8%	10%
2Year Devl / Surplus	12%	15%	-2%
C.Deficiency / Surplus	9%	11%	21%

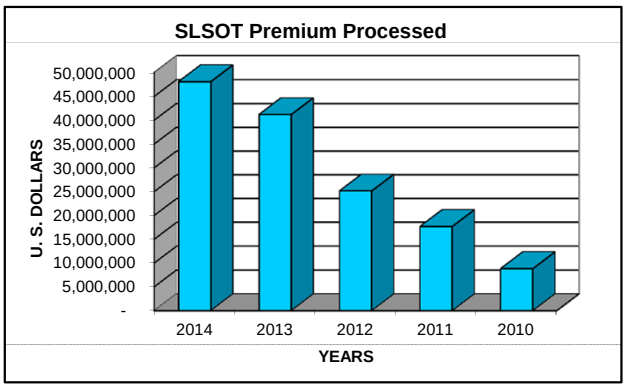

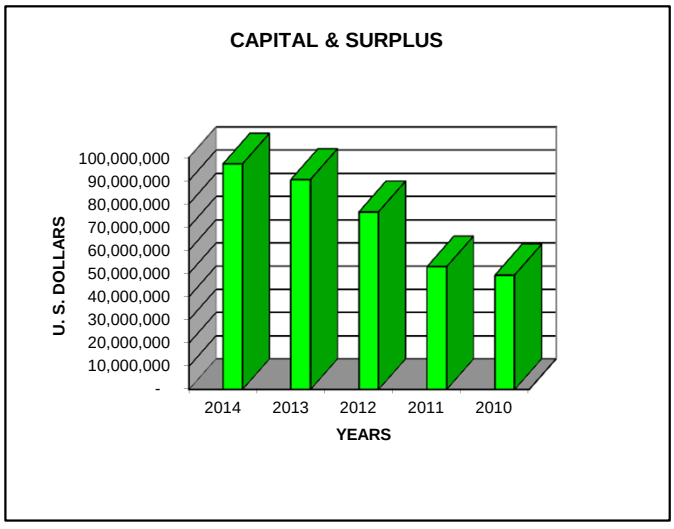

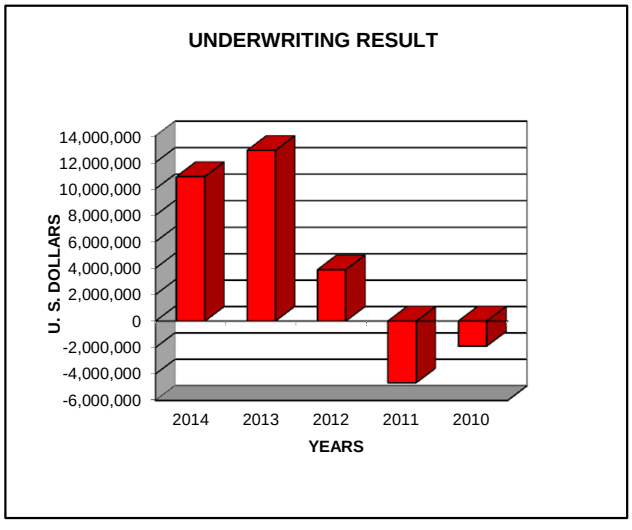

Prepared by: Surplus Lines Stamping Office of Texas