

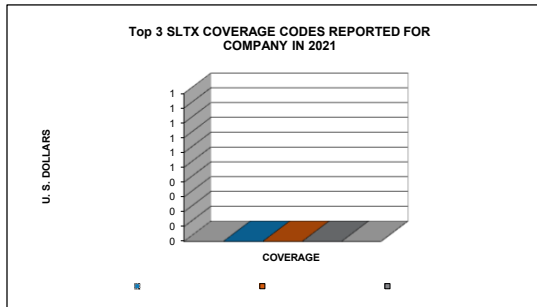
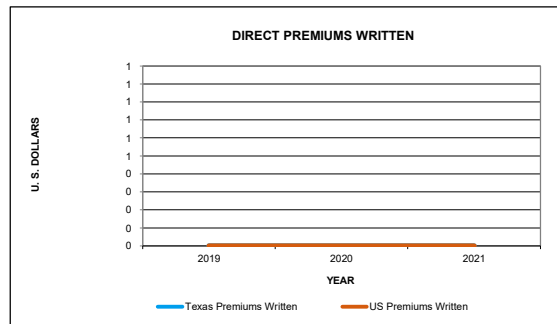
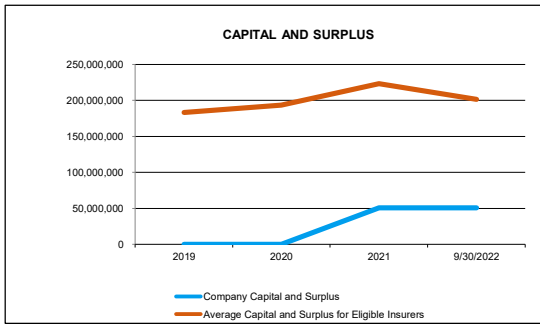
Intrepid Specialty Insurance Company			Issue Date: 12/20/2022		
Insurer #:	13766498	NAIC #:	17181	AMB#	021258

U.S. Insurer - 2022 EVALUATION

Key Dates		Location	A.M. Best Rating	Group Information
TDI Initial Date	21-Jul-22	Domicile Iowa	A+ Superior Jun-22	Insurance Group W.R. Berkley Insurance Group
Incorporation Date	10-Nov-21	Main Administrative Office 7233 E. Butherus Drive Scottsdale AZ 85260		Parent Company W. R. Berkley Corporation
Commenced Business	NA			Parent Domicile Connecticut

	9/30/2022	2021	2020	2019
Capital & Surplus	50,871,000	50,500,000	0	0
Underwriting Gain (Loss)	0	0	0	0
Net Income After Tax	371,000	0	0	0
Cash Flow from Operations		0	0	0
Gross Premium		0	0	0
Net Premium	0	0	0	0
Direct Premium Total	9,652,000	0	0	0
Direct Premium in Texas (Schedule T)		0	0	0
% of Direct Premium in Texas		0%	0%	0%
Texas' Rank in writings (Schedule T)		1	1	1
SLTX Premium Processed				
Rank among all Texas S/L Insurers				
Combined Ratio		0%	0%	0%
IRIS Ratios Outside Usual Range		3	0	0

1- Gross Premium to Surplus	2- Net Premium to Surplus	3- Change in Net Premium Written (%)
0.00%	0.00%	0.00%
<i>Usual Range: Less than 900%</i>	<i>Usual Range: Less than 300%</i>	<i>Usual Range: Between -33% and 33%</i>
4- Surplus Aid Ratio	5- Two Year Operating Ratio	Investment Yield
0.00%	0.00%	0.00%
<i>Usual Range: Less than 15%</i>	<i>Usual Range: Less than 100%</i>	<i>Usual Range: Between 3% and 6.5%</i>
7- Gross Change in Surplus (%)	8- Net Change in Surplus (%)	9- Liabilities to Liquid Assets
999.00%	999.00%	0.00%
<i>Usual Range: Between -10% and 50%</i>	<i>Usual Range: Between -10% and 25%</i>	<i>Usual Range: Less than 100%</i>
10- Agents Balances to Surplus	11- One Year Development to Surplus	12- Two Year Development to Surplus
0.00%	0.00%	0.00%
<i>Usual Range: Less than 40%</i>	<i>Usual Range: Less than 20%</i>	<i>Usual Range: Less than 20%</i>
	13- Current Estimated Reserve Deficiency	
	0.00%	
	<i>Usual Range: Less than 25%</i>	



2021 Premiums by Line of Business (LOB)

2021 Losses Incurred by Line of Business (LOB)